

§5.1a Slope Fields

General and Particular Solutions
Slope Fields

Notes based on: *Calculus for AP* by Larson & Battaglia. © 2017 Cengage Learning.
Calculus, AP Edition, 9th ed. by Larson & Edwards. © 2010 Brooks/Cole, Cengage Learning.

Learning Goals: Students will be able to...

- Verify solutions to differential equations.
- Use slope fields to approximate solutions of differential equations.

Learning Objectives: Students will be able to...

- 2.1C Calculate derivatives.
2.1D Determine higher order derivatives.
2.3E Verify solutions to differential equations.
2.3F Estimate solutions to differential equations.

General and Particular Solutions

Recall that a **differential equation** in x and y is an equation that involves x , y , and derivatives of y . For example, $2xy' - 3y = 0$ is a differential equation.

A function $y = f(x)$ is called a **solution** of a differential equation if the equation is satisfied when y and its derivatives are replaced by $f(x)$ and its derivatives.

A set of solutions that differ only by one or more arbitrary constants is called the **general solution** of a differential equation.

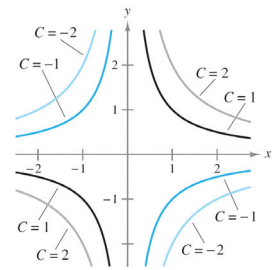
The **order** of a differential equation is determined by the highest-order derivative in the equation. For instance, $y' = 4y$ is a first-order differential equation, while $y'' - y = 0$ is a second-order differential equation.

General and Particular Solutions

Geometrically, the general solution of a first-order differential equation represents a family of curves known as **solution curves**, one for each value assigned to the arbitrary constant.

For instance, we can verify that every function of the form $y = \frac{C}{x}$ is a solution of the differential equation $xy' + y = 0$.

The figure shows four of the solution curves corresponding to different values of C .



Particular solutions of a differential equation are obtained from **initial conditions** that give the values of the dependent variable or one of its derivatives for particular values of the independent variable.

Example: General and Particular Solutions

Verify the solution of the differential equation.

$$\text{Solution: } y = \frac{2}{5}(e^{-4x} + e^x)$$

$$\text{DE: } y'' + 4y' = 2e^x$$

Example: General and Particular Solutions

Verify the particular solution of the differential equation.

$$\text{Solution: } y = 6x - 4\sin(x) + 1$$

$$\text{DE: } y' = 6 - 4\cos(x)$$

$$\text{IC: } y(0) = 1$$

Slope Fields

Solving a differential equation analytically can be difficult or even impossible. However, there is a graphical approach we can use to learn a lot about the solution of a differential equation.

Consider a differential equation of the form $y' = F(x, y)$, where $F(x, y)$ is some expression in x and y . At each point (x, y) in the xy -plane where F is defined, the differential equation determines the slope $y' = F(x, y)$ of the solution at that point.

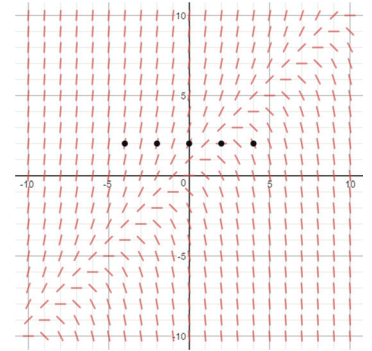
If we draw short line segments with slope $F(x, y)$ at selected points (x, y) in the domain of F , then these line segments form a **slope field**, or a *direction field*, for the differential equation $y' = F(x, y)$.

A slope field shows the general shape of all the solutions and can be helpful in getting a visual perspective of the directions of the solutions of a differential equation. A solution curve of a differential equation $y' = F(x, y)$ is simply a curve in the xy -plane whose tangent line at each point (x, y) has slope equal to $F(x, y)$.

Example: Slope Fields

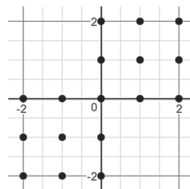
The slope field for the differential equation $\frac{dy}{dx} = y - x$ is given. Complete the table by determining the slopes (if possible) in the slope field at the given points.

| | | | | | |
|------|----|----|---|---|---|
| x | -4 | -2 | 0 | 2 | 4 |
| y | 2 | 2 | 2 | 2 | 2 |
| y' | | | | | |



Example: Slope Fields

Sketch a slope field for the differential equation $y' = \sqrt{xy}$ through the given points. Then sketch the solution curve that passes through the point $(0, 0)$.



Example: Slope Fields

Sketch a slope field for the differential equation $y' = \sqrt{xy}$ through the given points. Then sketch the solution curve that passes through the point $(0, 0)$.

